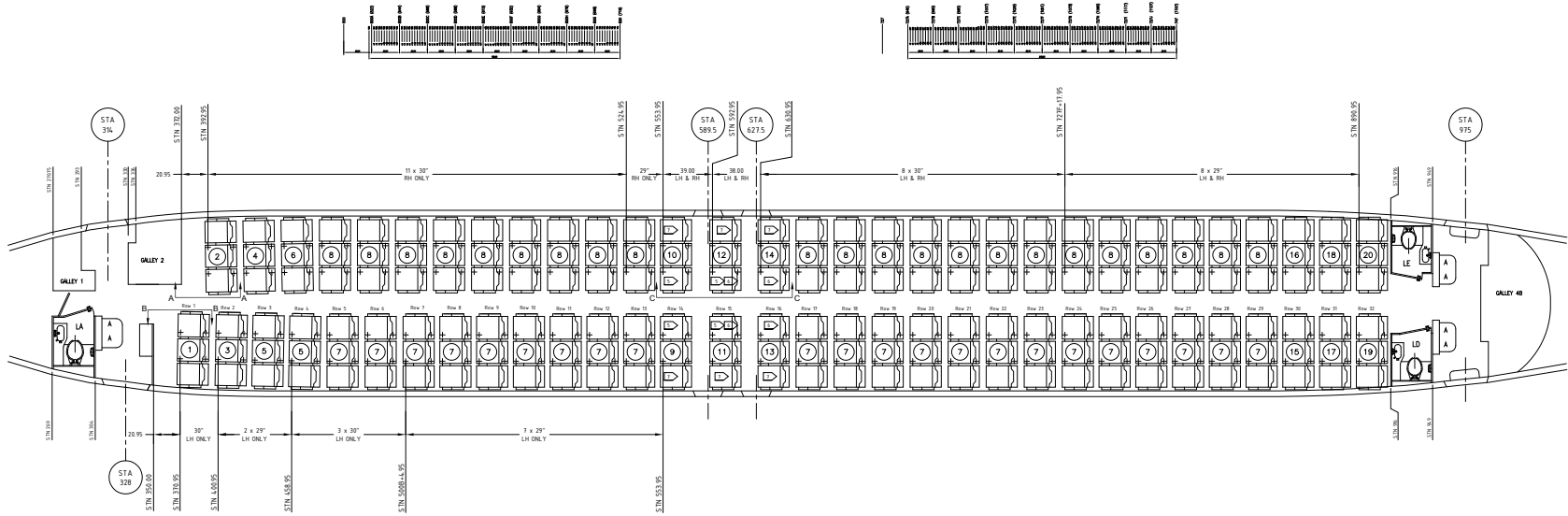
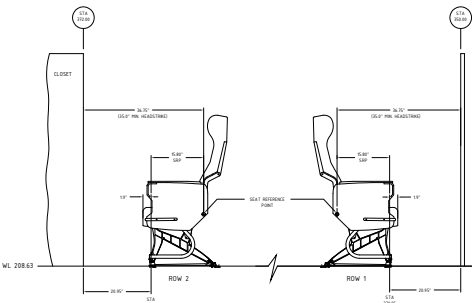


REVISION	DATE	REVISION INFORMATION



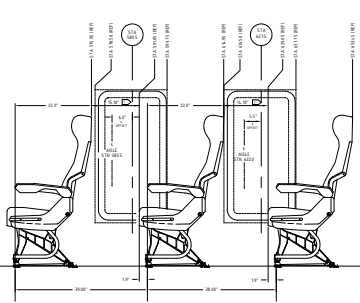
NOTES:

- 1 SEAT REFERENCE LINE IS TAKEN FROM POINT WHERE SEAT BACK CONTACTS SEAT CUSHION.
- 2 OXYGEN MASK REF LINE IS TAKEN FROM CENTRE OF THE DEPLOYED OXYGEN MASK.
- 3 TO ASSURE PROPER LOCATION OF OXYGEN, GASPER & READING LIGHTS, THE IDEAL DISTANCE BETWEEN SEAT REFERENCE LINE & FORWARD EDGE OF PSU IS 18.00" PROVIDED REQUIREMENTS OF [4] ARE SATISFIED.
- 4 OXYGEN MASK REFERENCE LINE MUST NOT FALL FORWARD OF SEAT BACK IN THE FULLY RECLINED POSITION.
- 5 NO RECLINE ALL BACKS THIS SEAT ROW.
- 6 NO BREAK FWD ALL BACKS THIS SEAT ROW.
- 7 MINIMUM AISLE WIDTH BETWEEN TWO TRIPLE SEATS AT A SINGLE OR DOUBLE HATCH EXIT SHOULD BE NO LESS THAN 13 INCHES AS PER CS 25.813 (REF 06-36230).
- 8 DO NOT SCALE FROM DRAWING. USE ONLY DIMENSIONS INDICATED.
- 9 REFER TO DRAWING XYZ FOR PSU INSTALLATION.

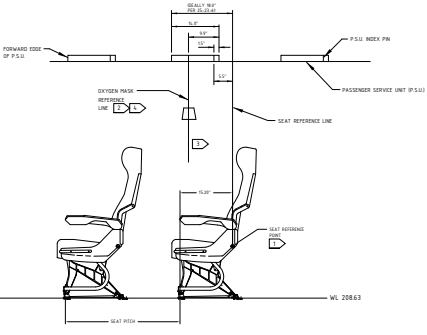


VIEW A-A
(SCALE 1:20)

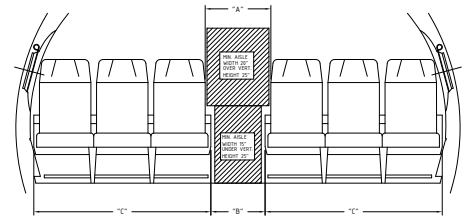
VIEW B-B
(SCALE 1:20)



VIEW C-C (Overwing Exit)
(SCALE 1:20)



OXYGEN DEPLOYMENT DETAIL
(SCALE 1:20)



6 ABREAST (See Table A)
(SCALE 1:20)

	TABLE A		
	A	B	C
SEAT FRONT ROW 2	21.65"	17.31"	56.65"
SEAT ROW 4	23.8"	16.72"	58.70"
SEAT ROW 20	21.30"	16.92"	59.70"
SEAT ROW 33	21.30"	16.92"	56.70"

ABBREVIATIONS	
F/R	FRONT ROW
O/S	OFFSET
H/CAP	HANDICAP
NR	NO RECLINE
N/W	NARROW SEAT
M/D	MOUNTED
F/T	FOOD TABLE
SP	SPECIAL
STD	STANDARD

20	123456-420	R.H. TRIPLE, STD, H/CAP, NR	1	VENDOR
19	123456-419	L.H. TRIPLE, STD, H/CAP, NR	1	VENDOR
18	123456-418	R.H. TRIPLE, STD, H/CAP, NR	1	VENDOR
17	123456-417	L.H. TRIPLE, STD, H/CAP, NR	1	VENDOR
16	123456-416	R.H. TRIPLE, STD, H/CAP, NR	1	VENDOR
15	123456-415	L.H. TRIPLE, STD, H/CAP, NR	1	VENDOR
14	123456-414	R.H. TRIPLE, STD, H/CAP (56.8"), NO AFT MTD F/T	1	VENDOR
13	123456-413	L.H. TRIPLE, STD, H/CAP (56.8"), NO AFT MTD F/T	1	VENDOR
12	123456-412	R.H. TRIPLE, STD, H/CAP (58.8"), NO DB ARMREST	1	VENDOR
11	123456-411	L.H. TRIPLE, STD, H/CAP (58.8"), NO DB ARMREST	1	VENDOR
10	123456-410	R.H. TRIPLE, STD, H/CAP (57.8")	1	VENDOR
9	123456-409	L.H. TRIPLE, STD, H/CAP (57.8")	1	VENDOR
8	123456-408	R.H. TRIPLE, STD, H/CAP	22	VENDOR
7	123456-407	L.H. TRIPLE, STD, H/CAP	22	VENDOR
6	123456-406	R.H. TRIPLE, SP O/S	1	VENDOR
5	123456-405	L.H. TRIPLE, SP O/S	2	VENDOR
4	123456-404	R.H. TRIPLE, SP O/S, NRW	1	VENDOR
3	123456-403	L.H. TRIPLE, SP O/S, NRW	1	VENDOR
2	123456-402	R.H. TRIPLE, F/R, NRW	1	VENDOR
1	123456-401	L.H. TRIPLE, F/R, NRW	1	VENDOR
ITEM	PART NUMBER	DESCRIPTION	QTY.	VENDOR

PARTS LIST



PROJECT TITLE:
**AIRCRAFT DRAFTING SERVICES
B737-800 - 189Y STUDY LOPA**

DRAWING NO.: **ADS00021**

SCALE	UNITS	REVISION	SHEET SIZE	SHEET
1:50	Inches	A	A1	1 of 1